



NEW PRODUCT RELEASE



"Bringing you Quality Products at costs that are sure to improve your bottom line!"

Re: PENTIUS BrightVUE TECHNO Beam Blade

The New Pentius BrightVUE Techno Beam Blade features an innovative, frameless design that helps the blade conform to the shape of the windshield. Multiple pressure points help provide consistent contact for a uniform wipe. The aerodynamic, low profile results in a less-intrusive image and improved wind-lift resistance.

- The Pentius BrightVUE Techno Beam Blade utilizes a natural rubber compound for improved wiping performance and durability.
- The pre-assembled MULTI ADAPTER fits the most popular arm styles, which can cover 98% of the cars and light trucks.

Why are Beam Blades considered better than conventional windshield wiper blades? What are the features, benefits and advanced technologies engineered into Beam Blades? Consider the following:

Enhanced Performance

- Designed with a jointless structure to maximize durability and enable highly efficient operation
- Provides for a more uniform wipe with infinite pressure points and uniform contact across the windshield


Aerodynamic Profile

- Less wind-lift at higher speeds
- Provides quiet operation with less "chatter"
- More modern and contemporary appearance

Superior All Weather Performance

- Resist snow and ice clogging for excellent performance in winter
- Low profile and less moving parts (one piece structure provides 'clean' appearance and reduced opportunity for damage)

BrightVUE TECHNO



Build-in spoiler made of flexible rubber and formed using an advanced design provides both heat and cold resistance. The aerodynamic arc-shaped structure design reduces wind-lift during high speed driving.

The high-carbon steel tension strip evenly transfers and distributes pressure across the entire length of the blade.

With no exposed parts, Pentius BrightVUE TECHNO blades resist snow and ice clogging for excellent performance in winter.











UV-resistant adapters are easily installed and provides for both conventional wiper arms as well as various OE beam blade installations.

Blade material compound is designed to resist heat, cold, ozone, acid or alkali conditions for superior performance in all bad weather conditions.

▪ **Specification:**

	PWF 12A	PWF 13A	PWF 14A	PWF 15A	PWF 16A	PWF 17A	PWF 18A	PWF 19A	PWF 20A	PWF 21A	PWF 22A	PWF 24A	PWF 26A	PWF 28A
inch	12	13	14	15	16	17	18	19	20	21	22	24	26	28
mm	300	325	350	380	400	425	450	475	500	525	550	600	650	675

APPLICATIONS OF MULTI ADAPTER

<p>UNIVERSAL HOOK 8.7 X 7 mm 9 X 11 mm</p>		
<p>PINCH TAB TYPE 15mm</p>		
<p>PINCH TAB BUTTON TYPE 15 mm</p>		
<p>PUSH BUTTON TYPE 19 mm</p>		
<p>SIDE PIN TYPE 20 mm</p>		

Multi adapter included fits more than 95% cars and light trucks.

